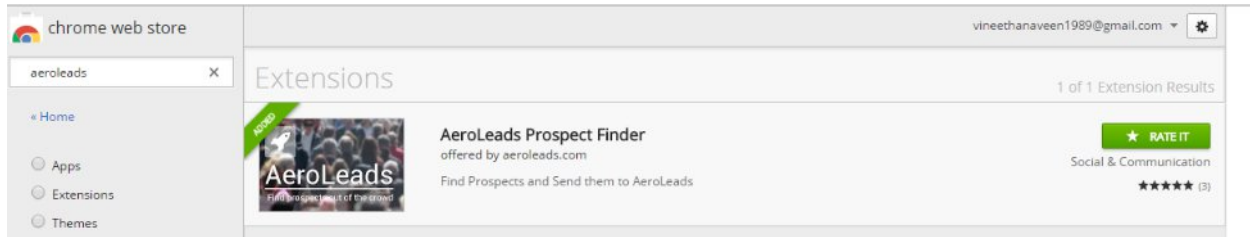
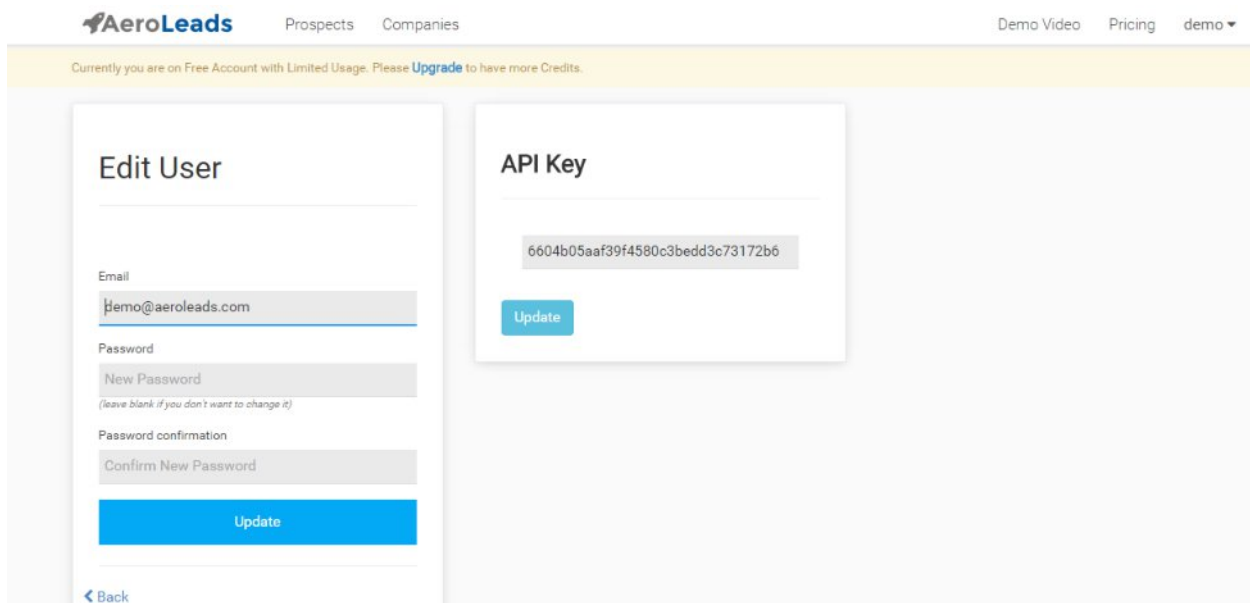
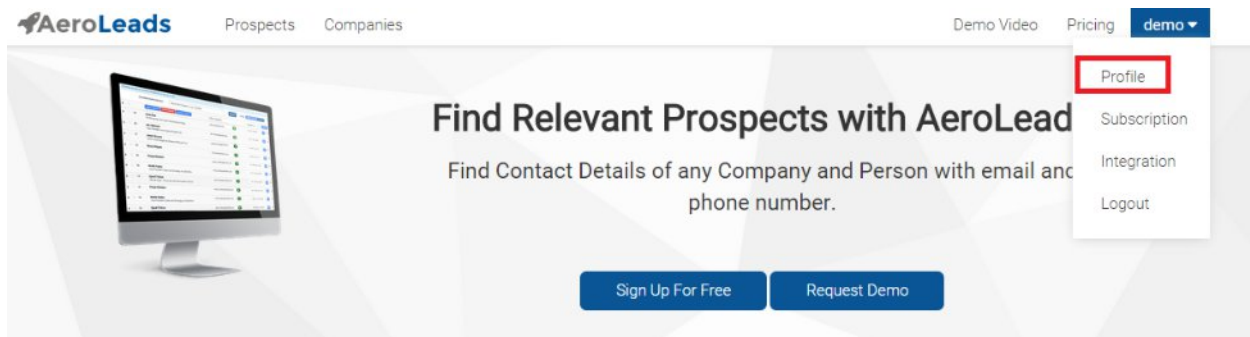


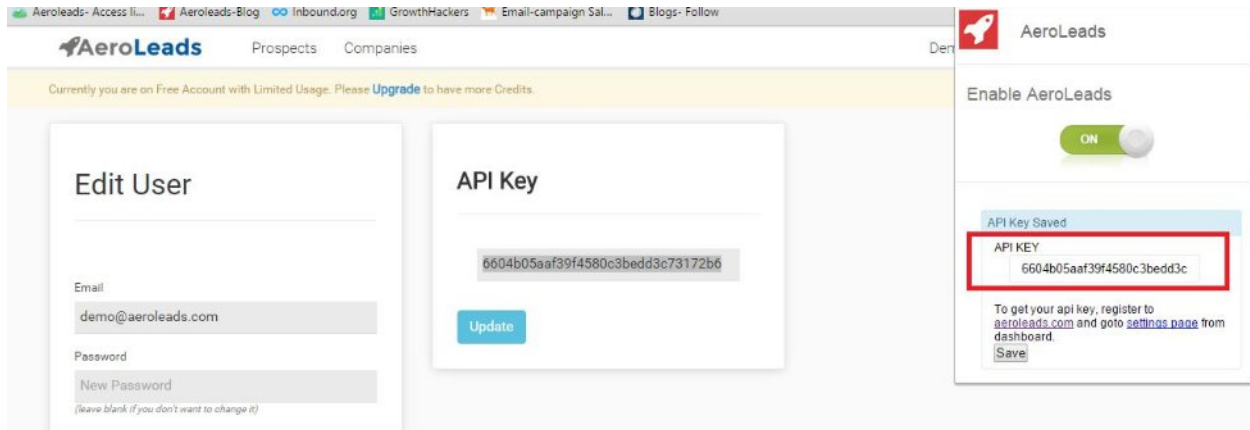
How to use AeroLeads?

- How to configure AeroLeads Chrome Extension?
 1. Install Google chrome plug-in for AeroLeads.



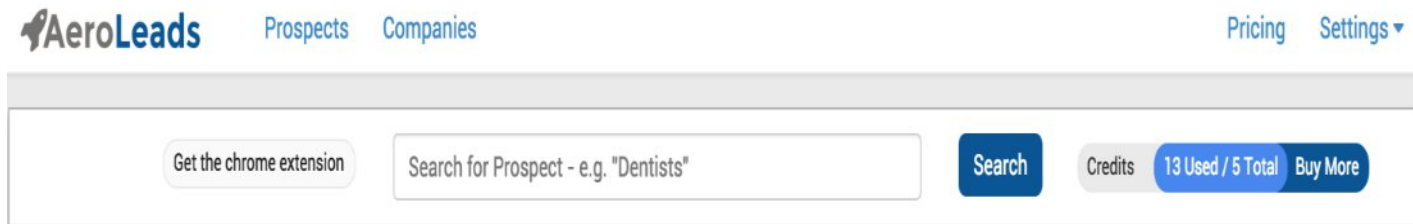
2. Copy API key from Profile





- How to use AeroLeads

1. Use URL <http://aeroleads.com/prospects>.
2. Enter your phrase in the search Text Box as shown below



3. Opens a page in Google. Click on the Transfer link against each profile you think are your relevant prospects.

About 818,000 results (0.92 seconds)

- Transfer** **Mohamad 'Alhoms | LinkedIn**
<https://ae.linkedin.com/in/dentistdubaimohamadalhoms>
 United Arab Emirates - Dentist Dubai Healthcare City , Nicolas & Asp Dental Clinic
 Mohamad 'Alhoms. Dentist Dubai Healthcare City , Nicolas & Asp Dental Clinic.
 Location: United Arab Emirates; Industry: Medical Practice ...

- Transfer** **Aparna Sadineni, DDS, MAGD, FICOI | LinkedIn**
<https://www.linkedin.com/in/dublinmetrodenal>
 Dublin, Ohio - Dentist / Owner at Dublin Metro Dental Group
 Aparna Sadineni, DDS, MAGD, FICOI, Dentist / Owner at Dublin Metro Dental Group

- The profiles will be tranferred to <http://aeroleads.com/prospects> along with the prospect details, email and phone number.

The screenshot shows the AeroLeads interface with a search for 'Dentist'. The search results table is as follows:

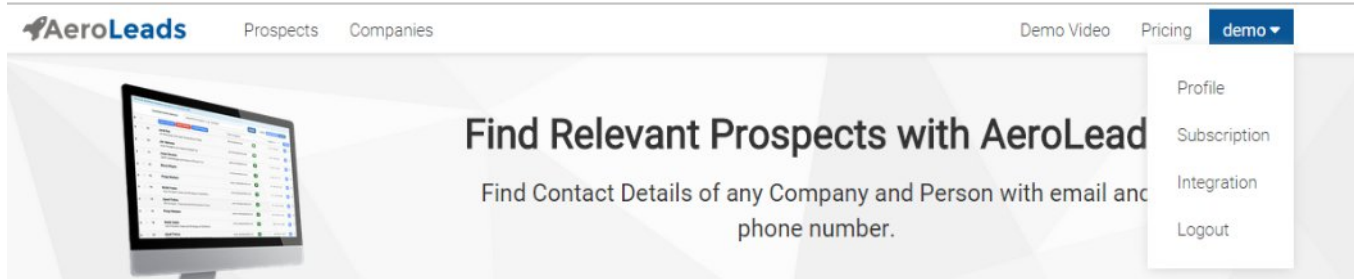
Sno.	Organisation	Details	Transfer To	Transfer
1	Allan Leinwand VP and CTO, Cloud Platform and Infrastructure	sample-email@cloud.com	+91-722833232	<input type="button" value="Transfer"/>
2	Mikkel Svane CEO Zendesk	sample-email@zendesk.com	+91-722833232	<input type="button" value="Transfer"/>

- Also search for prospects using company name to find details of the people who work in that company (like CXO, VP, Head of Departments) . Add them to see their email and phone number.

The screenshot shows the 'Get Bulk Info of Businesses' form in AeroLeads. Below the form, a table displays the results:

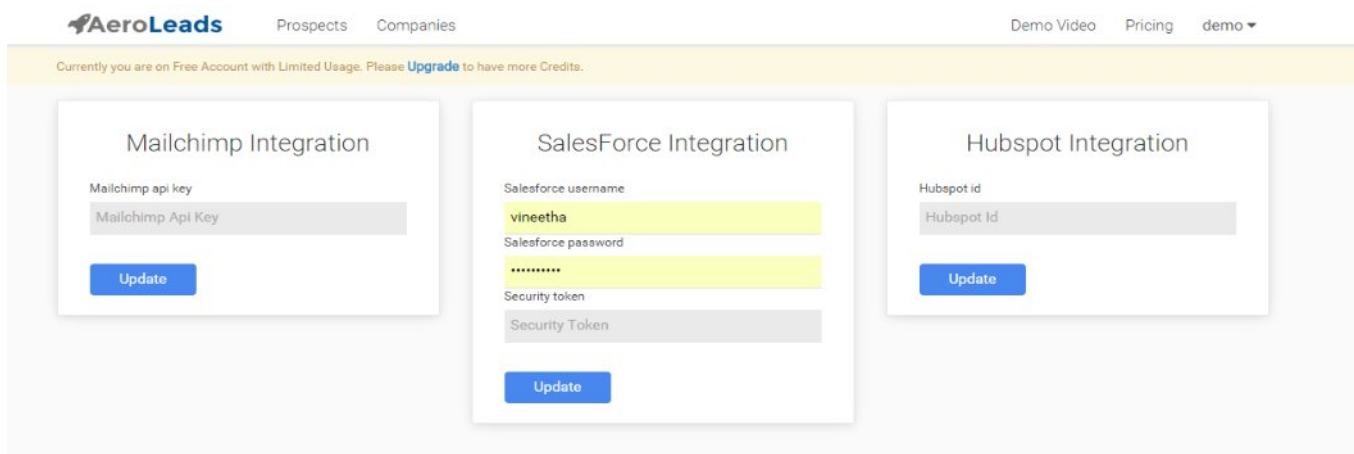
Sno.	Organisation	Details	Social	Actions
1	marketo.com	support@marketo.com	<input type="button" value="Facebook"/> <input type="button" value="Twitter"/> <input type="button" value="LinkedIn"/>	<input type="button" value="Get Prospects"/>

- To transfer prospect data to Mailchimp, Hubspot and Salesforce, click on integration from the drop down in the top right navigation.



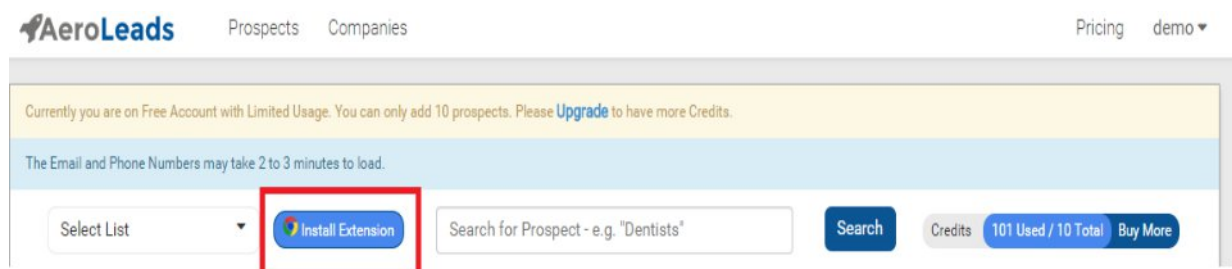
4. Enter the API key, Security token and Hubspot ID for MailChimp, Salesforce and Hubspot respectively.

Note: To obtain those sign up to MailChimp, Salesforce and Hubspot



- How to pull contacts from LinkedIn

1. To pull prospects from LinkedIn Install Chrome extension



2. Sign in to LinkedIn. Visit your prospects profile and click on Add to prospect button on right top corner.
3. Prospect will be added to the AeroLeads account. Emails and Phone numbers will be retrieved in 2-5 minutes.

- How to Upgrade your account to see more details

1. To upgrade your account, go to <https://aeroleads.com/users/edit> and click on upgrade. You can check <http://aeroleads.com/pricing> for other plans with number of credits available.